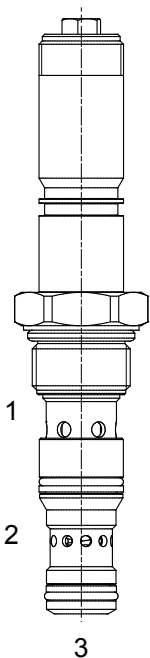


EG-F2A 2 WAY PRESSURE COMPENSATED PROPORTIONAL FLOW REGULATOR



DESCRIPTION

10 size, 7/8-14 thread, "Delta" series, solenoid operated, normally closed, poppet style, restrictive type 2 ways pressure compensated proportional flow regulator.

OPERATION

EG-F2A maintains a constant flow rate out of (2) regardless of load pressure variations in the circuit downstream of (1). When coil is not energized, there is no regulated flow out of (2). The valve begins to respond to load variations when the flow through the valve creates a pressure differential across the control spool.

Reverse flow from (2) to (1) returns through the control spool and is not compensated.

OPERATION OF MANUAL OVERRIDE OPTION: to override, turn the manual override screw counterclockwise. To release turn the manual override screw clockwise.

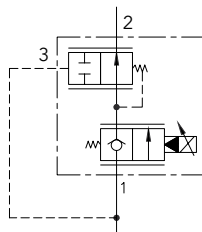
FEATURES

- Hardened parts for long-life.
- Industry common cavity.
- Excellent linearity and low hysteresis characteristics.
- Cartridges are voltage interchangeable.
- Optional coil voltages and terminations available.
- Unitized, molded coil design.
- Continuous duty rated solenoid.



Port (1) must be connected in the manifold to port (3).

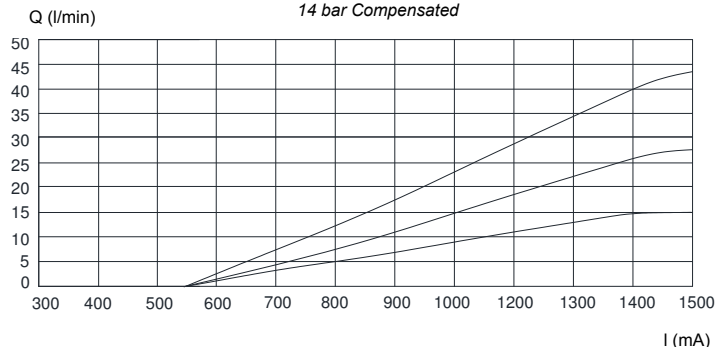
HYDRAULIC SYMBOL



PERFORMANCE

Flow (lt/min) vs. Current (mA - PWM @ 100 Hz)

14 bar Compensated



VALVE SPECIFICATIONS

Flow Range	See curves for various versions
Max System Pressure	3500 PSI (241 bar)
Leakage	0-10 drops / min @ 245 bar
Hysteresis	±5%
Viscosity Range	36 to 3000 SSU (3 to 647 cSt)
Filtration	ISO 18/16/13
Media Operating Temp. Range	-30°C / +100°C
Operating Fluid Media	General Purpose Hydraulic Fluid
Cartridge Torque Requirements	30 ft-lbs (41 Nm)
Coil Nut Torque Requirements	2-3 ft-lbs (3-4 Nm)
Cavity	T308
Cavity Tools Kit	
(form tool, reamer, tap)	K-T308

COIL SPECIFICATIONS

Current Supply Characteristics	PWM (Pulse Width Modulation)
Rated Current Range	400-1400 mA
PWM or Super-Imposed	
Dither Frequency	100 Hz
Coil Resistance (12 VDC)	7.2 Ohm ±5% at 68°F (20°C)

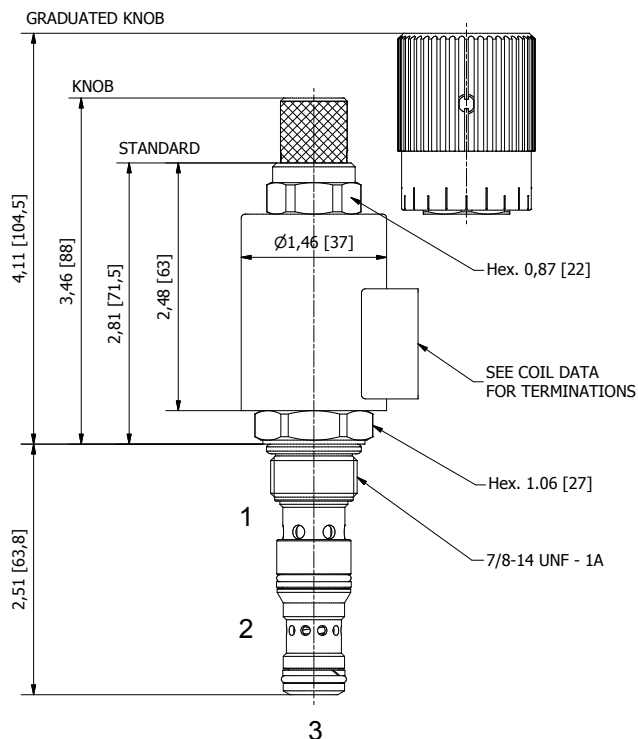
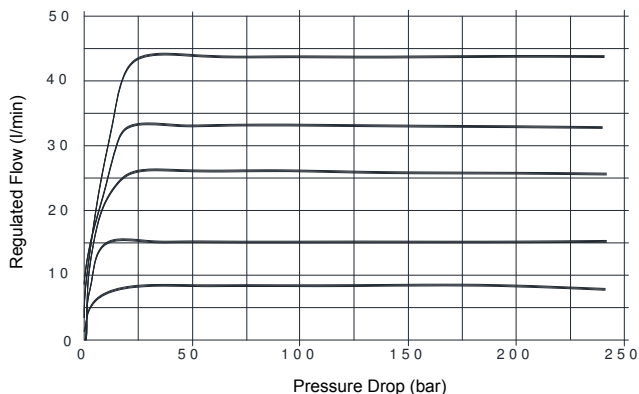
WARNING: the specifications/application data shown in our catalogs and data sheets are intended only as a general guide for the product described (herein). Any specific application should not be undertaken without independent study, evaluation, and testing for suitability.

Via Malavolti, 36 - 41122 Modena - ITALY - Phone +39 (059) 254895 - Fax +39 (059) 253512 - mail: tecnord@tecnord.com - www.tecnord.com

DIMENSIONS

Regulated Flow vs. Pressure

Coil 12 VDC - 130 Hz PWM - Oil 26 cSt (121 SSU) @ 50°C (104°F)



(for bodies style and sizes see section "Accessories")

ORDERING INFORMATION

Approximate Coil Weight: .47 lbs (.21 kg)

EG-F2A -

OPTIONS

- | | |
|--|--------------------------|
| Buna Standard | A0 Up to 15 l/min |
| Buna, Screw Type Override (Knob) | AS Up to 15 l/min |
| Buna, Screw Type Override (Grad. Knob) | AK Up to 15 l/min |
| | |
| Buna Standard | B0 Up to 30 l/min |
| Buna, Screw Type Override (Knob) | BS Up to 30 l/min |
| Buna, Screw Type Override (Grad. Knob) | BK Up to 30 l/min |
| | |
| Buna Standard | C0 Up to 45 l/min |
| Buna, Screw Type Override (Knob) | CS Up to 45 l/min |
| Buna, Screw Type Override (Grad. Knob) | CK Up to 45 l/min |

"F" COIL TERMINATION

- | | |
|-----------|--------------------------|
| HC | DIN 43650 (Hirschmann) |
| DI | Deutsch-Integral DT04-2P |
| JT | AMP Jr. Timer |

BODIES

- | | |
|--------------|----------------|
| Blank | Without Body |
| N | 3/8" BSP Ports |
| S | #6 SAE Ports |

VOLTAGE

- | | |
|-----------|--------|
| 12 | 12 VDC |
| 24 | 24 VDC |

NOTE: for other seals, consult factory.