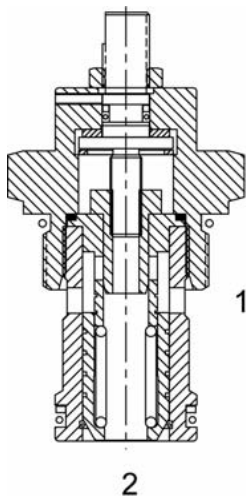


SJ-FCA ADJUSTABLE FLOW CONTROL VALVE, PRESSURE COMPENSATED



DESCRIPTION

16 size, 1 5/16 -12 thread, "Super" series, pressure compensated, flow control valve.

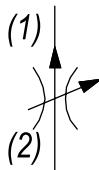
OPERATION

The SJ-FCA maintains a constant flow rate out of (1) regardless of load pressure changes in the circuit downstream of (1). The adjustable control orifice can be set to customer flow specification (see options for ranges). The valve begins to respond to load changes when the flow through the valve creates a pressure differential across the control orifice. Consult chart to see regulation at high and low adjustment settings. Reverse flow (1) to (2) returns through the control orifice and is non-compensated. The regulated flow increases from low to high with clockwise rotation of the adjustment knob.

FEATURES

- Hardened parts for long life.
- Industry common cavity.
- Fine low-torque adjustment.

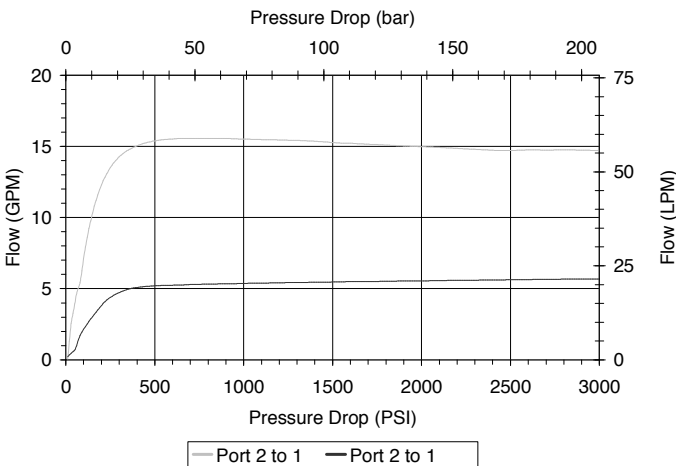
HYDRAULIC SYMBOL



"Fully Adjustable," Valve can be adjusted down to leakage flow.

PERFORMANCE

Actual Test Data (Cartridge Only)



VALVE SPECIFICATIONS

Nominal Flow	25 GPM (95 LPM)
Rated Operating Pressure	3500 PSI (241 bar)
Viscosity Range	36 to 3000 SSU (3 to 647 cSt)
Filtration	ISO 18/16/13
Media Operating Temp. Range	-40° to 250°F (-40° to 120°C)
Weight	.89 lbs (.40 kg)
Operating Fluid Media	General Purpose Hydraulic Fluid
Cartridge Torque Requirements	90 ft-lbs (122 Nm)
Cavity	SUPER 2W
Cavity Form Tool (Finishing)	40500017
Seal Kit	21191400

WARNING: the specifications/application data shown in our catalogs and data sheets are intended only as a general guide for the product described (herein). Any specific application should not be undertaken without independent study, evaluation, and testing for suitability.

Via Malavolti, 36 - 41122 Modena - ITALY - Phone +39 (059) 254895 - Fax +39 (059) 253512 - mail: tecnord@tecnord.com - www.tecnord.com

