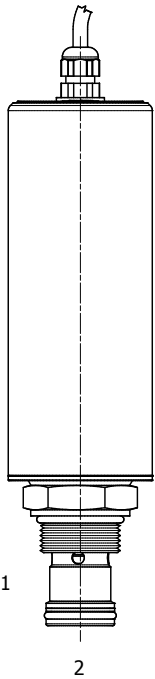


AJ-FCA MOTORIZED ADJUSTABLE PRESSURE COMPENSATED FLOW CONTROL



DESCRIPTION

16 size, 1 5/16 -12 thread, "Super" series, motorized adjustable pressure compensated flow control valve. A screw-in, cartridge-style, adjustable orifice, pressure compensated, hydraulic flow regulating valve.

OPERATION

The AJ-FCA maintains a constant flow rate out of (1) regardless of load pressure changes in the circuit downstream of (1). The adjustable control orifice can be set to customer flow specification (see options for ranges). The valve begins to respond to load changes when the flow through the valve creates a pressure differential across the control orifice greater than 100 PSI (6.9 bar), with accurate flow maintenance from 100 to 3500 PSI (6.9 to 240 bar). Reverse flow (1) to (2) returns through the control orifice and is non-compensated.

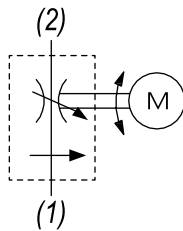
FEATURES

- Hardened parts for long life.
- Industry common cavity.
- Fine low-torque adjustment.

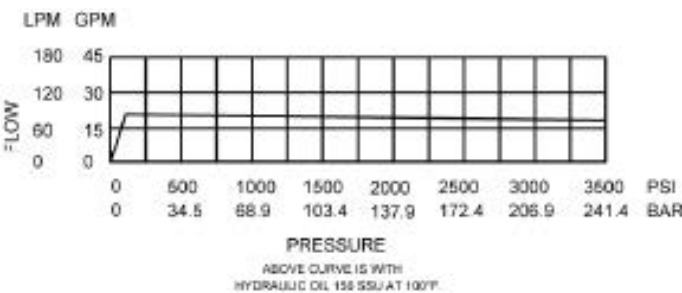


Note: When used as a bypass flow control in applications. Where the priority flow port will be blocked by external valving, bypass pressure drop will increase unless a small amount of leakage is provided for the priority port. Consult factory.

HYDRAULIC SYMBOL



PERFORMANCE



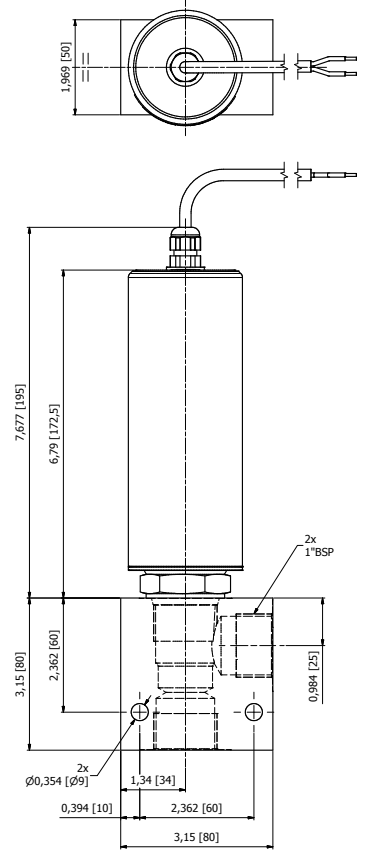
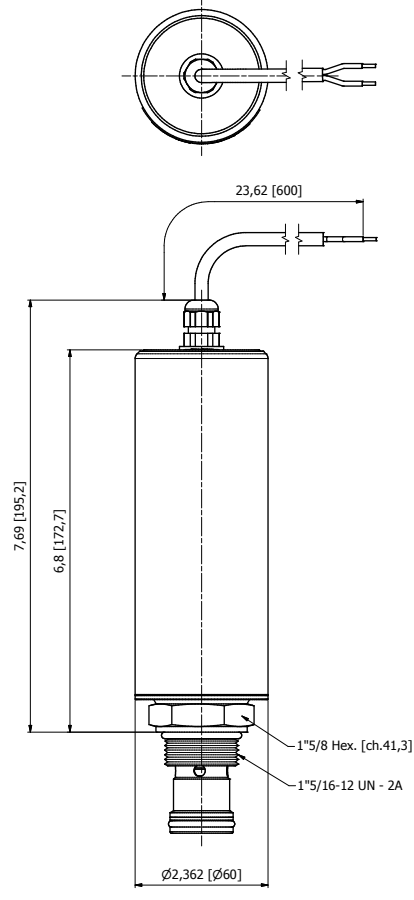
VALVE SPECIFICATIONS

Nominal Flow	25 GPM (95 LPM)
Rated Operating Pressure	3500 PSI (241 bar)
Viscosity Range	36 to 3000 SSU (3 to 647 cSt)
Filtration	ISO 18/16/13
Media Operating Temp. Range	-40° to 250°F (-40° to 120°C)
Weight	2.12 lbs (.96 kg)
Operating Fluid Media	General Purpose Hydraulic Fluid
Cartridge Torque Requirements	30 ft-lbs (40.6 Nm)
Flow Range	.25 to 25 GPM
Travel Time at Rated Voltage	18 sec Min. to Max. Setting
Power Requirements	5 Watts
Allowable Input Voltage	80% - 120% of Rated
Cavity	SUPER 2W
Cavity Form Tool (Finishing)	40500017
Seal Kit	21191400

Gear ratio	Response time (full closed to full open)
100	12 sec.
250	28 sec.
500	55 sec.


WARNING: the specifications/application data shown in our catalogs and data sheets are intended only as a general guide for the product described (herein). Any specific application should not be undertaken without independent study, evaluation, and testing for suitability.

DIMENSIONS



(for bodies style and sizes see section "Accessories")

ORDERING INFORMATION



Note: Dual lead termination (60 cm long.)

W.50/2022 **WARNING:** the specifications/application data shown in our catalogs and data sheets are intended only as a general guide for the product described (herein). Any specific application should not be undertaken without independent study, evaluation, and testing for suitability.