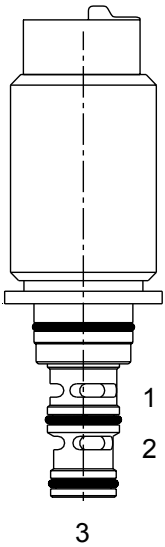


IF-S3D-57-MP12 DIRECT ACTING SPOOL, 3 WAY 2 POSITION, TRANSMISSION & BRAKE, SLIP-IN STYLE



DESCRIPTION

Special cavity, solenoid operated, 3 way 2 position spool type, flanged retained hydraulic valve.

OPERATION

When de-energized the IF-S3D-57-MP12 allows flow from (1) to (3) and (3) to (1), and blocks flow at (2). When energized the valve allows flow from (3) to (2) and (2) to (3) blocks flow at port (1).

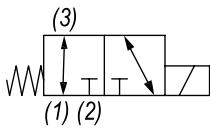
FEATURES

- Economical slip-in style.
- Efficient wet-armature construction.
- Unitized valve/coil.
- Continuous duty rated solenoid.



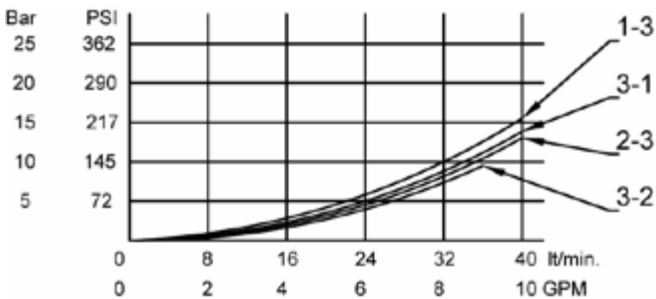
Flanged Retained Product. Coil is an integral part of the valve and is not serviceable.

HYDRAULIC SYMBOL



PERFORMANCE

Actual Test Data (Cartridge Only)



VALVE SPECIFICATIONS

Nominal Flow	6 GPM (23 LPM)
Max Operating Pressure	1000 PSI (70 bar)
Typical Internal Leakage (150 SSU)	3 cu in/min (50 ml/min)
Viscosity Range	36 to 3000 SSU (3 to 647 cSt)
Filtration	ISO 18/16/13
Media Operating Temp. Range	-35° to 200°F (-37.2° to 93.3°C)
Weight	.75 lbs (.34 kg)
Operating Fluid Media	General Purpose Hydraulic Fluid
Cavity	T057 (Special)
Cavity Tools Kit	K-T057
Flange PN	13.2501.032/A
Flange mounting screws and torque	M6x10 / 4 ft-lbs (6 Nm)

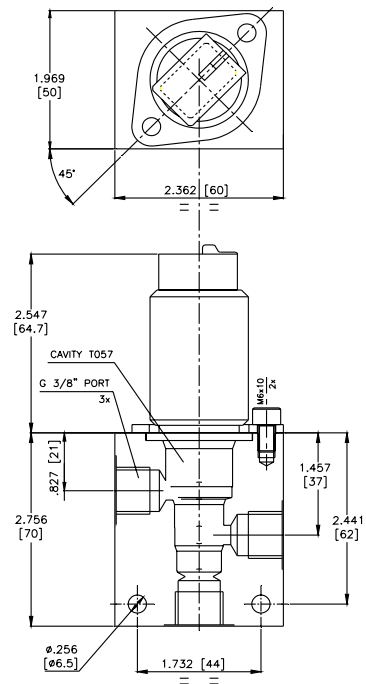
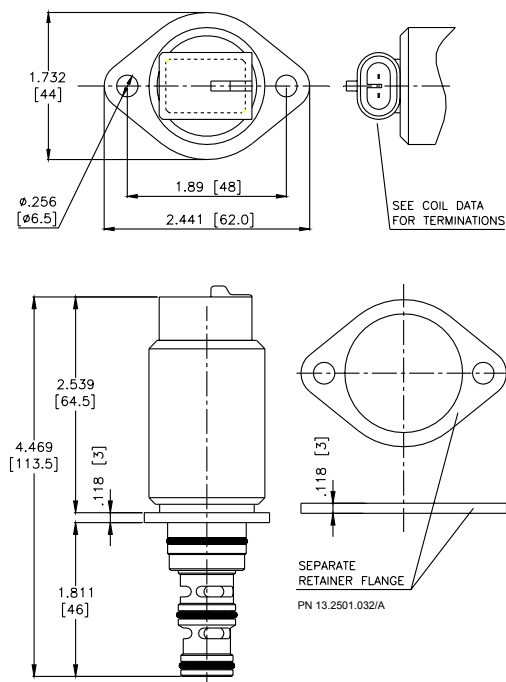
COIL SPECIFICATIONS

Nominal Operating Voltage	12 VDC \pm 5%
Pull-in Voltage	8.5 VDC at 212°F (100°C)
Peak Voltage	25 VDC for 5 min at 50°F (10°C)
Temperature Range	-40°F to 230°F (-40°C) to (110°C)
Coil Resistance	7.3 Ohm \pm 5% at 68°F (20°C)
Coil Termination	AMP Superseal - Integral
Protection Degree	IP 67

WARNING: the specifications/application data shown in our catalogs and data sheets are intended only as a general guide for the product described (herein). Any specific application should not be undertaken without independent study, evaluation, and testing for suitability.

1/ 3/2023

DIMENSIONS



ORDERING INFORMATION

IF-S3D-57-MP12 —

BODIES

Blank	Without Body
N	3/8" BSP Ports
S	#8 SAE Ports